



# CARDIFF HIGH



## Y10 GCSE Exam Guidance, Timetable & Revision Planner Summer 2024

*This document has been designed to help you prepare effectively for your exam period.*

### *Contents:*

- ✓ *Information about the exams Y10 will sit this summer*
- ✓ *Revision strategies & wellbeing advice*
- ✓ *Subject specific advice & revision tips*
- ✓ *Practical information about how exams are run in Cardiff High*
- ✓ *Reminders about what equipment to bring to each exam*
- ✓ *Expectations about pupil conduct during the exam period*
- ✓ *Official exam rules and expectations used by the exam boards*
- ✓ *A timeline from now until the end of the exams*
- ✓ *Contact details for departments and key support staff*

### **VERY IMPORTANT !**

**Please use this document alongside your official exam timetable**

**If you are unsure of the timing of an exam, make certain you ask about this BEFORE the day of the exam.**



# Year 10 External GCSE Exams

For some subjects it is permitted and appropriate for pupils to sit some exams at the end of year 10, obviously the advantage being that they will then have fewer exams to sit at the end of Y11. For other subjects, exams are not available at the end of year 10, or pupils are not yet ready to take them. We have carefully planned for the exams which it is most beneficial for Y10 to undertake this summer.

## **Y10 External GCSE Written Exams - Summer 2024**

- **All** pupils will sit two Numeracy papers which will give them a whole GCSE qualification in Numeracy
- **All** pupils will sit three Science exams, one in Biology, one in Chemistry & one in Physics. For Double Award Science, each exam will count for 15% - a total of 45% of their final grade. For Triple Award Science, each exam will count for 45% of their individual Biology, Chemistry and Physics final grades
- **Pupils studying GCSE History** will sit one module which counts for 25% of their final grade
- **All** will sit one English Literature module. This contributes 35% to their final grade

**So, Y10 pupils will sit a maximum of 7 external written examinations spread over a period of 6 school weeks.**

Normal lessons will continue around these exams with revision taking place during lessons and in extra revision sessions.

Summary of External Written Exam Dates			
Numeracy Paper 1	Thursday 9th May - 9am	Biology	Mon 10th June - 9am
Numeracy Paper 2	Monday 3rd June - 9am	Chemistry	Thursday 13th June - 9am
English Lit Unit 1 Module	Monday 13th May - 9am	Physics	Mon 17th June - 9am
History Unit 2 Module	Tuesday 4th June - 1.30pm	Results Day	22nd August 2024

## **GCSE English Language Presentations**

All pupils will complete their **Individual Researched Presentation** controlled assessment (worth 10% of English Language GCSE) during the week beginning 24th June. English teachers will support pupils to prepare for this in lessons and will inform students of the arrangements and exact date of their assessment.

## **Geography Fieldwork**

Geography fieldwork data collection will take place on 4th & 5th July. This is a vital and compulsory aspect of the Geography GCSE NEA (Non Examined Assessment) which is worth 20% of the final grade.

## **Assessments in Other Subjects**

Depending on the subjects they take, pupils may be completing on-going controlled assessment work which contributes to their GCSE grade as part of their normal lessons and preparation throughout Y10 and Y11.

Pupils in Y10 may also sit internal school assessments in some subjects before the end of the summer term. These do not contribute to their actual GCSE grades, but provide valuable information about progress made and help to inform next steps in learning. Further details about these will be shared with pupils directly by their teachers.

## KS4 Exams Timeline 2024

			Morning Exam 9am	Afternoon Exam 1.30pm
			<b>EXAM WEEK 1</b>	
Mon	06/05/2024	B	BANK HOLIDAY	
Tue	07/05/2024	B		
Wed	08/05/2024	B		
Thu	09/05/2024	B	Y10 Numeracy Unit 1 (Non Calculator) <small>Foundation 1hr 30: Intermediate &amp; Higher 1hr 45</small>	
Fri	10/05/2024	B		
			<b>EXAM WEEK 2</b>	
Mon	13/05/2024	A	Y10 English Lit Unit 1 (2 hrs)	
Tue	14/05/2024	A		
Wed	15/05/2024	A		
Thu	16/05/2024	A		
Fri	17/05/2024	A		
			<b>EXAM WEEK 3</b>	
Mon	20/05/2024	B		
Tue	21/05/2024	B		
Wed	22/05/2024	B		
Thu	23/05/2024	B		
Fri	24/05/2024	B		
			Half Term: Sat 25th May - Sun 2nd June	
			<b>EXAM WEEK 4</b>	
Mon	03/06/2024	A	Y10 Numeracy Unit 2 (Calculator) <small>Foundation 1hr 30: Intermediate &amp; Higher 1hr 45</small>	
Tue	04/06/2024	A		Y10 History (1 hr)
Wed	05/06/2024	A		
Thu	06/06/2024	A		
Fri	07/06/2024	A		
			<b>EXAM WEEK 5</b>	
Mon	10/06/2024	B	Y10 Biology <small>Double Award 1hr 15: Triple Award 1hr 45</small>	
Tue	11/06/2024	B		
Wed	12/06/2024	B		
Thu	13/06/2024	B	Y10 Chemistry <small>Double Award 1hr 15: Triple Award 1hr 45</small>	
Fri	14/06/2024	B		
			<b>EXAM WEEK 6</b>	
Mon	17/06/2024	A	Y10 Physics <small>Double Award 1hr 15: Triple Award 1hr 45</small>	
Tue	18/06/2024	A		
Wed	19/06/2024	A		
Thu	20/06/2024	A		
Fri	21/06/2024	A		

# Other Information



## **Breakfast Last Minute Revision and Q&A Sessions**

*The time immediately before a big morning exam is particularly stressful. Often students have not slept well, they may not have eaten and might want to check key points, ask specific questions or simply get some reassurance from their teachers. With this in mind, we will arrange for the canteen to be open from 8am. Pupils can meet their friends and speak to subject specialists and the achievement team in a calm supportive environment anytime in the hour before their morning exam. In addition, we will provide students with free fruit, water and toast for that last minute rehydration and energy boost.*

**Please note that students will need to bring a clear water bottle if they wish to take water into the exam.**

## **Afternoon Exam**

*The only afternoon exam for Y10 is History on 4th June. We will ensure that students taking History can have an early lunch so that they can get to their exam on time.*



# Where do I go?


## Timetables & Venues

- ✓ Students have already received their initial exam timetable to allow them to check details and start to plan their revision

**February 2024**

**Y10 Exam Timetable Checking Exercise**

- It is **very** important that you check and understand your exam timetable.
- This is your opportunity to raise any issues
- Don't worry – there is still time to solve any problems
- You can then start to plan your revision programme



- ✓ Once any entry amendments have been completed, venue and seating arrangements can be made
- ✓ A number of exam venues are used including the Sports Hall, the Learning Hub, Neuadd Celyn and the conference area venues C1, C2 and C3
- ✓ Students will receive a final personalised timetable with venues and seating

# Individual Candidate Timetable

Season :

June (Summer) Exams

Centre Number :

68729

Name :

Year :

11

Candidate Number :

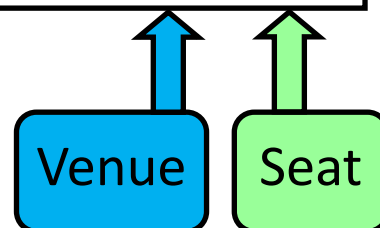
Reg Group :

11P

UCI :

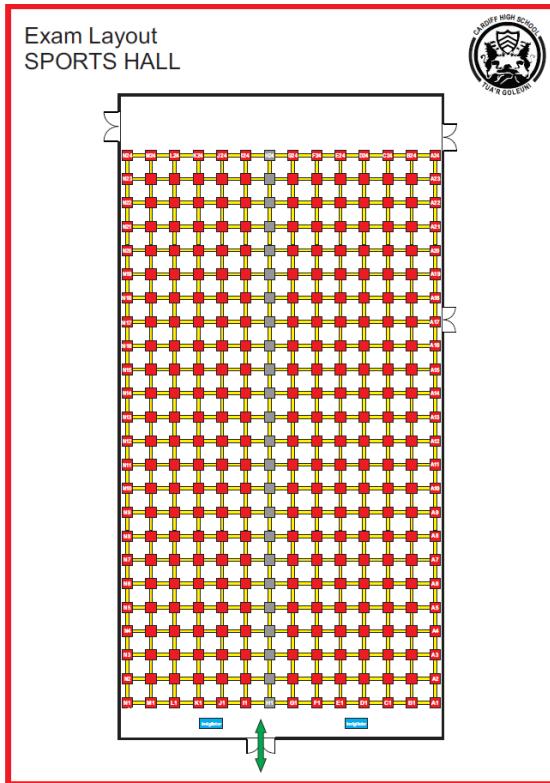
ULN :

Date	Start Time	Board	Level	Element Code	Element Title	Component Code	Component Title	Duration	Room	Seat
Fri 12 May	9:00AM	WJEC/GCSE	GCSE/B	3020U3	Welsh Second Language Narrative	3020U30-1	Welsh Second Language UNIT3: Written	1h 30m	SPORTS HALL	G9
Tue 16 May	9:00AM	WJEC/GCSE	GCSE/B	3430UD	Science Double Biology 2 Higher	3430UD0-1	Science Double Unit 4 Higher	1h 15m	SPORTS HALL	I4
Tue 16 May	1:30PM	WJEC/GCSE	GCSE/FC	3680QS	Media Studies	3680U10-1	Media Studies Unit 1 Exploring Media	1h 30m	SPORTS HALL	B13
Wed 17 May	1:30PM	WJEC/GCSE	GCSE/FC	3550QS	Physical Education	3550U10-1	PE Unit 1 Intro to PE	2h 00m	Learning Hub	F5
Thu 18 May	1:30PM	WJEC/GCSE	GCSE/FC	3510QS	Business	3510U10-1	Business Unit 1 Business World	2h 00m	SPORTS HALL	E14
Mon 22 May	9:00AM	WJEC/GCSE	GCSE/B	3430UE	Science Double Chemistry 2 Higher	3430UE0-1	Science Double Unit 5 Higher	1h 15m	SPORTS HALL	L11
Mon 22 May	1:30PM	WJEC/GCSE	GCSE/FC	3110QS	Geography	3110U10-1	Geography Unit 1	1h 30m	SPORTS HALL	C4
Tue 23 May	9:00AM	WJEC/GCSE	GCSE/FC	3300PH	Mathematics Higher	3300U50-1	Maths UNIT1 Higher Noncalculator	1h 45m	SPORTS HALL	I14
Wed 24 May	9:00AM	WJEC/GCSE	GCSE/B	3720UB	Englit Heritage Drama & Prose Higher	3720UB0-1	Eng Lit Unit 2A Higher: Written	2h 00m	SPORTS HALL	G9
Wed 24 May	1:30PM	WJEC/GCSE	GCSE/FC	3680QS	Media Studies	3680U20-1	Media Studies UNIT2 Understanding TV	1h 30m	SPORTS HALL	G17
Thu 25 May	9:00AM	WJEC/GCSE	GCSE/B	3430UF	Science Double Physics 2 Higher	3430UF0-1	Science Double Unit 6 Higher	1h 15m	SPORTS HALL	J9
Mon 05 Jun	9:00AM	WJEC/GCSE	GCSE/FC	3700QS	English Language	3700U20-1	English Language Unit 2 Description	2h 00m	SPORTS HALL	G10
Thu 08 Jun	9:00AM	WJEC/GCSE	GCSE/B	3020U4	Welsh Second Language Descriptive	3020U40-1	Welsh Second Language UNIT4: Written	1h 30m	SPORTS HALL	G8
Fri 09 Jun	9:00AM	WJEC/GCSE	GCSE/FC	3110QS	Geography	3110U20-1	Geography Unit 2	1h 30m	SPORTS HALL	C8
Mon 12 Jun	9:00AM	WJEC/GCSE	GCSE/FC	3700QS	English Language	3700U30-1	English Language UNIT3 Argumentation	2h 00m	SPORTS HALL	G8
Mon 12 Jun	1:30PM	WJEC/GCSE	GCSE/FC	3510QS	Business	3510U20-1	Business Unit 2 Business Perceptions	1h 30m	SPORTS HALL	D22
Wed 14 Jun	9:00AM	WJEC/GCSE	GCSE/FC	3300PH	Mathematics Higher	3300U60-1	Maths UNIT2 Higher Calculator	1h 45m	SPORTS HALL	J13

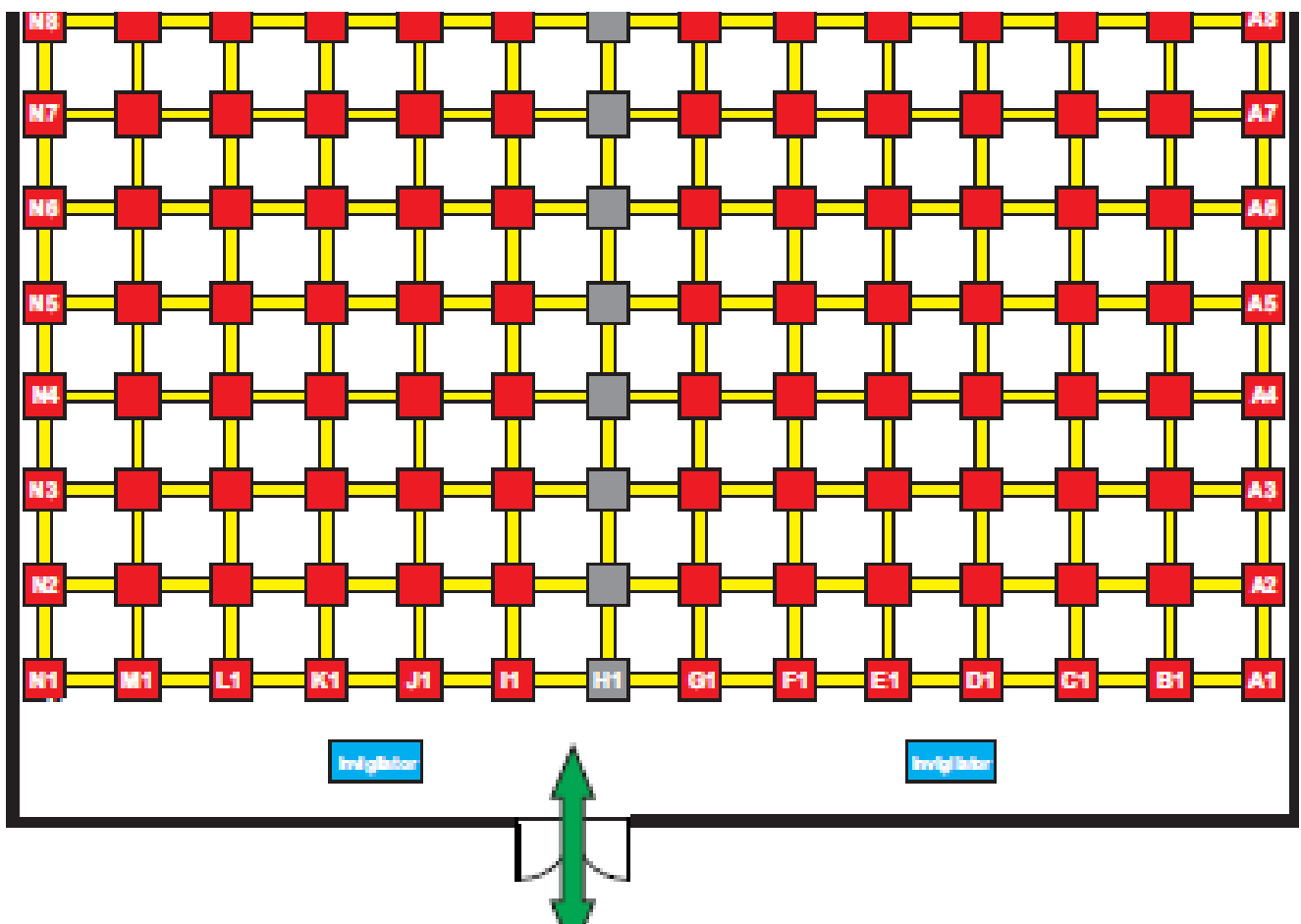






# Where do I sit?



- Most exams will take place in the Sports Hall
- Each column of desks has a letter - A on the right of the hall through to N on the left
- Seats are then numbered from 1 at the front to 24 at the back of the hall
- Your seat number for each exam will be on your timetable and also displayed on the list outside the venue
- Other venues will be arranged in a similar way



# Exam ID Cards

	Cardiff High School Student Exam ID Card	
	Anne Example	
	Form:	11H
	Date of Birth:	25/01/2008
	Centre Number	68729
	Candidate Number	1099
	Access Arrangements?	N

- *Each student will be given an exam ID card*
- *Students are required to place their ID card on their desk when they sit down in the hall so that registers can be taken efficiently*
- *This is also a useful way to remind students of their candidate and centre number which is needed to complete the front cover of every exam*
- **Please put your exam ID card in your pencil case so that you remember to bring it to every exam**
- *If you lose your ID card please see someone in the achievement team to get a replacement*



# Things To Remember

- Morning exams start at 9am and afternoon exams start at 1.30pm
- You need to be at the exam venue by 8.45am for a morning exam and by 1.15pm for an afternoon exam
- Your timetable tells you the venue and your seat number for each exam
- On the morning of an exam, go straight to the canteen from 8am to 8.40am (no need to go to registration, this will be done in the canteen or the exam venue). At 8.40am go to the exam venue
- There is one afternoon exam—History on 4th June. Pupils taking History will have lunch during period 4 (12.25pm) on this day so that they can get to the hall in time for their exam.

## Things to remember for each exam:-

- ✓ Full uniform
- ✓ Your candidate ID card
- ✓ A **black** pen & at least one spare (you must write in black ink)
- ✓ Clear pencil case with pens, pencils, ruler, eraser
- ✓ Compass & protractor for maths numeracy exams
- ✓ Calculator for maths numeracy and science
- ✓ No phones or watches



# Exam Rules

Appendix 7



AQA

City & Guilds

CCEA

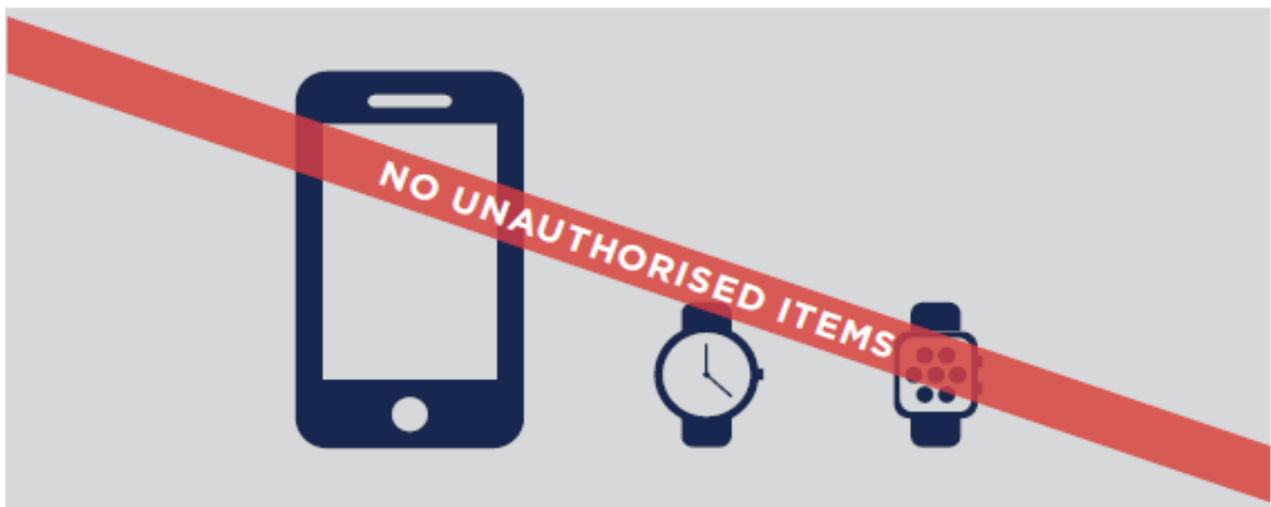
OCR

Pearson

WJEC

## NO MOBILE PHONES NO WATCHES

NO POTENTIAL TECHNOLOGICAL/WEB  
ENABLED SOURCES OF INFORMATION



Possession of unauthorised items, such as a mobile phone  
or any watch, is a serious offence and could result in

# DISQUALIFICATION

from your examination and your overall qualification.

This poster must be displayed in a prominent place outside each examination room.

# Exam Rules

Appendix 4



AQA	City & Guilds	CCEA	OCR	Pearson	WJEC
-----	---------------	------	-----	---------	------

## Warning to candidates

1. You **must** be on time for all your examinations.
2. **Possession of a mobile phone** or other unauthorised material **is not allowed** even if you do not intend to use it. You will be subject to penalty and possible disqualification from the exam/qualification.
3. You **must not** talk to, attempt to communicate with or disturb other candidates once you have entered the examination room.
4. You **must** follow the instructions of the invigilator.
5. You **must not** sit an examination in the name of another candidate.
6. You **must not** become involved in any unfair or dishonest practice in any part of the examination.
7. If you are confused about anything, only speak to an invigilator.

The *Warning to candidates* must be displayed in a prominent place outside each examination room. This may be a hard copy A3 paper version or an image of the poster projected onto a wall or screen for all candidates to see.

## Appendix 5 Information for candidates for written examinations – effective from 1 September 2023

This document has been written to help you.  
Read it carefully and follow the instructions.

If there is anything you do not understand, especially which calculator you may use, ask your teacher.

### A. Regulations – Make sure you understand the rules

- 1 Be on time for all your exams. If you are late, your work might not be accepted.
- 2 **Do not** become involved in any unfair or dishonest practice during the exam.
- 3 If you try to cheat, or break the rules in any way, you could be disqualified from all your subjects.
- 4 You **must not** take into the exam room:
  - (a) notes;
  - (b) an iPod, a mobile phone, a MP3/4 player or similar device, a watch, **AirPods, earphones/earbuds.**

Any pencil cases taken into the exam room **must** be see-through.

**Remember: possession of unauthorised material is breaking the rules, even if you do not intend to use it, and you will be subject to penalty and possible disqualification.**

- 5 If you have a watch, the invigilator will ask you to hand it to them.
- 6 **Do not** use correcting pens, fluid or tape, erasable pens, highlighters or gel pens in your answers.
- 7 **Do not** talk to or try to communicate with, or disturb other candidates once the exam has started.
- 8 You **must not** write inappropriate, obscene or offensive material.
- 9 If you leave the exam room unaccompanied by an invigilator before the exam has finished, you **will not** be allowed to return.
- 10 **Do not** borrow anything from another candidate during the exam.

## **B. Information – Make sure you attend your exams and bring what you need**

- 1 Know the dates and times of all your exams. Arrive at least ten minutes before the start of each exam.
- 2 If you arrive late for an exam, report to the invigilator running the exam.
- 3 If you arrive more than one hour after the published starting time for the exam, you may not be allowed to take it.
- 4 Only take into the exam room the pens, pencils, erasers and any other equipment which you need for the exam.
- 5 You **must** write clearly and in black ink. Coloured pencils or inks may only be used for diagrams, maps, charts, etc. unless the instructions printed on the front of the question paper state otherwise.

## **C. Calculators, dictionaries and computer spell-checkers**

- 1 You may use a calculator unless you are told otherwise.
- 2 If you use a calculator:
  - (a) make sure it works properly; check that the batteries are working properly;
  - (b) clear anything stored in it;
  - (c) remove any parts such as cases, lids or covers which have printed instructions or formulae;
  - (d) **do not** bring into the exam room any operating instructions or prepared programs.
- 3 **Do not** use a dictionary or computer spell checker unless you are told otherwise.

## **D. Instructions during the exam**

- 1 Always listen to the invigilator. Always follow their instructions.
  - 2 Tell the invigilator at once if:
    - (a) you think you have not been given the right question paper or all of the materials listed on the front of the paper;
    - (b) the question paper is incomplete or badly printed.
  - 3 Read carefully and follow the instructions printed on the question paper and/or on the answer booklet.
  - 4 **Do not** start writing anything until the invigilator tells you to fill in all the details required on the front of the question paper and/or the answer booklet before you start the exam. **Do not** open the question paper until you are instructed that the exam has begun.
  - 5 Remember to write your answers within the designated sections of the answer booklet.
-

- 6 Do your rough work on the proper exam stationery. Cross it through and hand it in with your answers.  
Make sure you add your candidate details to any additional answer sheets that you use, including those used for rough work.

#### **E. Advice and assistance**

- 1 If on the day of the exam you feel that your work may be affected by ill health or any other reason, tell the invigilator.
- 2 Put up your hand during the exam if:
  - (a) you have a problem and are in doubt about what you should do;
  - (b) you do not feel well;
  - (c) you need more paper.
- 3 You **must not** ask for, and will not be given, any explanation of the questions.

#### **F. At the end of the exam**

- 1 If you have used more than one answer booklet and/or any supplementary answer sheets, place them in the correct order.  
Place any loose additional answer sheets inside your answer booklet. Make sure you add your candidate details to any additional answer sheets that you use.
- 2 **Do not** leave the exam room until told to do so by the invigilator.
- 3 **Do not** take any stationery from the exam room. This includes the question paper, answer booklets used or unused, rough work or any other materials provided for the exam.

**This information must be made available to all candidates in advance of their examination(s) for each series. It may be provided electronically to candidates or in hard copy paper format.**



# How to Revise

Improve your Revision – Improve your Grades

Eat breakfast	
Sleep 8-10 hours a night	
Have regular bed times	
Get fresh air each day	
Exercise regularly	
Revise in a quiet environment	
Drink water regularly	
Put their phone away during revision	

## DO NOT....



- Re-read notes or a revision guide
- Highlight notes or a revision guide
- Copy out notes or a revision guide

THESE STRATEGIES ARE NOT EFFECTIVE AS THEY DO NOT MAKE YOU THINK!

## DO ....

*Be More Polar Bear!*



**P  
O  
L  
A  
R**

- ☐ **PREPARE** – Plan when and what you are going to revise
- ☐ **ORGANISE** – Collate and consolidate your knowledge
- ☐ **LEARN** – Test yourself
- ☐ **APPLY** – Practise exam questions
- ☐ **REPEAT** – Plan when you need to revisit that topic

See the full guidance for additional strategies to use in each step.

Attend revision sessions and use resources on Google Classroom.

Ask your teachers for support, we are here to help.

Don't **wish** for good grades, **work** for them.



# Numeracy GCSE

## What should I do in school?

- Make the most of every Maths lesson - write good notes and ask for help if you are stuck
- Attend Past Paper Society every Thursday after school
- Ask your teacher for extra help at break or lunchtime
- Keep working on your past papers

## What resources are available?

- \* For past papers and solutions;  
⇒ MathsDIY.com
- \* For interactive lessons and online homework tasks;  
⇒ Mymaths.co.uk  
⇒ CorbettMaths.com
- \* Class specific resources are on Google Classroom

## Top 5 Tips For Success

1. Set up a Maths revision schedule starting now and work in 45 minute sessions
2. Attend Past Paper Society and complete your past paper homework packs
3. Identify which topics you find difficult and use the websites above to target those topics and practise them until you can do them well
4. Make sure you know how to use your scientific calculator and remember to bring all your maths equipment to the exams
5. Don't struggle alone - if you are stuck, see your maths teacher for help

## Key Dates

Revision Sessions	After school every Thursday in T5, T6, T7 & T8
Numeracy Exam Paper 1	Thursday 9th May - 9am
Numeracy Exam Paper 2	Monday 3rd June - 9am

# Science GCSE

## What should I do in school?

- Make the most of every Physics, Chemistry and Biology lesson. Remember for double award your progress in each of the three separate sciences will add up to two overall science grades, so it is important to balance your efforts across them all
- Participate in the Science Surgery sessions via Google Classroom (released every Tuesday) to develop your subject knowledge and exam technique
- Mark the sessions at home using the webinars/powerpoints and see your class teacher if you are struggling
- Use the detailed feedback provided after each assessment to improve for next time

## What resources are available?

- If you've missed a surgery, don't panic, all surgeries are still available via Google Classroom so you can watch, pause, re-watch as many times as you want
- Powerpoints, checklists, revision guides and worksheets are on Google Classroom and are updated regularly. All pupils have had the class link emailed to them.
- BBC Bitesize has revision pages specifically for WJEC. Enter: <https://www.bbc.com/education/subjects/zrkw2hv> (Ensure that you select WJEC as the exam board)
- Packs of past papers for the Science Surgeries or independent revision can be purchased from Mrs Grennan for £5
- Revision guides and workbooks (published by Hodder) can be purchased from Amazon. Search for:
  - ✓ My Revision Notes: WJEC GCSE Science Double Award.
  - ✓ My Revision Notes: WJEC GCSE Chemistry (or Biology or Physics) for Triple Award
  - ✓ WJEC GCSE Physics (or Chemistry/Biology) Workbook.

## Top 5 Tips for Success

1. Revise little and often. Build up your subject knowledge over time rather than trying to cram it in the week or night before
2. Use the revision materials available to you in addition to your class books to help you revise
3. Ensure that you have your own scientific calculator for science lessons and the exam. Make sure you know how to use it (e.g. entering standard form, etc)
4. Don't struggle alone. If you are stuck, come and see a science teacher- it doesn't have to be your own teacher
5. Practise QER questions. These are worth 6 marks and require 6 clear, articulately expressed points. You should plan your responses carefully before writing them in the exam paper. Try not to be repetitive and take care with your spelling, punctuation and grammar. These can be a mini essay, can include calculations, or be a method for carrying out an experiment (such as a specified practical)

## **Key Dates**

<b>Revision Sessions 3.15pm in the Learning Hub</b>		<b>Exams</b>	
<b>Biology Revision</b>	<b>Tuesday 14th May</b>	<b>Biology Exam</b>	<b>Monday 10th June - 9am</b>
<b>Chemistry Revision</b>	<b>Tuesday 21st May</b>	<b>Chemistry Exam</b>	<b>Thursday 13th June - 9am</b>
<b>Physics Revision</b>	<b>Tuesday 4th June</b>	<b>Physics Exam</b>	<b>Monday 17th June - 9am</b>

# History GCSE

## What should I do in school?

*Every minute matters, so ensure you are on time to lessons, are settled to learn as soon as possible and that you approach all learning activities with focus. Take time to reflect after a lesson on what you learned. Don't forget your teacher is there to help you, so if you have any questions just come and ask.*

## What resources are available?

- Google Classroom has revision notes and exam guidance
- Your teacher will have example exam questions so make use of these
- HWB and BBC Bitesize is great for factual knowledge
- Follow us on X @HistoryCHS



## Top 5 Tips For Success

- 1) Structure your revision so you focus on one topic at a time
- 2) Remember the phrase, "thinking is learning"; if you can revise in a way that makes you think, then you'll remember more. For example, categorising and summarising your notes into mind maps, writing yourself tests based on revision notes then completing the test without notes. Simply reading notes is less effective than doing some of these activities
- 3) Use Google Classroom revision resources or see your teacher for notes
- 4) Timing in this exam is key, so make sure you know how to break down the timings before you go into the exam hall
- 5) Practise exam questions and follow the feedback given. You can't improve if you don't try

## Key Dates

<b>Drop In Surgery</b>	<b>Every Tuesday Lunchtime in G3</b>
<b>Exam</b>	<b>Tuesday 4th June - 1.30pm</b>

# English Literature GCSE

## What should I do in school?

- Complete mood and atmosphere and character extract questions in 20 minutes
- Ensure you know at least three quotations from the text per character
- Ensure you know how the characters develop from the beginning, to the middle, to the end—and what this represents
- Ensure you can use the context to explain WHY they act/react as they do

## What resources are available?

- Links to the text and audiobook versions of the novel, webinars, revision guides and past paper questions are on the whole year group Google Classroom. Join using the code: bt4747

### Online resources:

- ✓ Sparknotes on *Of Mice and Men*;
- ✓ BBC Bitesize for both the novel and

## Top 5 Tips For Success

- 1) Re-read *Of Mice and Men*, or listen to the audio book
- 2) Set up a revision schedule - look at the resources available to you on Google Classroom and plan when you will access them
- 3) Revise the skills you used to complete your poetry controlled assessment and apply them to how to approach the unseen poetry component of the exam
- 4) Ask someone to test you on the quotations you have learnt for *Of Mice and Men*
- 5) Look back over any feedback you have been given in English Literature and follow the advice

## Key Dates

Revision Sessions	Every Monday in the Learning Hub at 3.15pm
Exam	Monday 13th May - 9am





# USEFUL CONTACTS



*Please do not hesitate to contact us if you have any questions or concerns. If you have not already done so, please sign up for ParentPay to get instant updates of important school*

<b>Y10 Achievement Leader</b>	Miss N. Warren (WarrenN17@Hwbcymru.net)
<b>Head of Middle School</b>	Mr. D. Rhodes (RhodesD5@Hwbcymru.net)
<b>Additional Learning Needs Coordinator</b>	Mrs. M. Dolan (DolanM8@hwbcymru.net)
<b>Wellbeing &amp; Achievement Officer (KS4)</b>	Mrs. K. Holmes (HolmesK46@Hwbcymru.net)
<b>Deputy Headteacher Wellbeing &amp; Achievement</b>	Mrs. A. Yarrow (YarrowA@Hwbcymru.net)
<b>Assistant Headteacher Wellbeing &amp; Achievement</b>	Mrs. M. Bennett (Bennettm15@Hwbcymru.net)
<b>Headteacher's PA</b>	Miss N. O'Neil (ONeiln6@Hwbcymru.net)
<b>Careers Adviser</b>	Natalie Lewis (Natalie.d.lewis@careerswales.gov.uk)



**02920757741**



**[www.cardiffhigh.co.uk](http://www.cardiffhigh.co.uk)**



**Follow CHS and also individual departments and groups on X.  
Search for @officialCHS**



**Google Classroom**

**Join your subject Google Classrooms  
for revision materials & advice**



# Departmental Contacts

<b>English</b>	<i>Ms N. Mason (MasonN37@Hwbcymru.net)</i>
<b>Maths</b>	<i>Mr. J. Nicol (NicolJ@Hwbcymru.net)</i>
<b>Science</b>	<i>Mrs. C. Grennan (GrennanC1@Hwbcymru.net)</i>
<b>Biology</b>	<i>Dr. A. Reddington (ReddingtonA@Hwbcymru.net)</i>
<b>Chemistry</b>	<i>Dr. S. Henry (HenryS13@Hwbcymru.net)</i>
<b>Physics</b>	<i>Mrs. R. Best (BestR19@Hwbcymru.net)</i>
<b>Art</b>	<i>Mrs. H. Penny (PennyH10@Hwbcymru.net)</i>
<b>Business &amp; Economics</b>	<i>Mr. A. Williams (WilliamsA2108@Hwbcymru.net)</i>
<b>Computer Science</b>	<i>Mr. J. Amer (AmerJ@Hwbcymru.net)</i>
<b>Design &amp; Technology</b>	<i>Mr. L. Powell (PowellL356@Hwbcymru.net)</i>
<b>Digital Technology</b>	<i>Mr. G Bills (BillsG1@Hwbcymru.net)</i>
<b>Drama</b>	<i>Mrs. H Todd (ToddH13@Hwbcymru.net)</i>
<b>French</b>	<i>Ms A. Hales (HalesA4@Hwbcymru.net)</i>
<b>Geography</b>	<i>Mrs. S. Evans (SavageS@Hwbcymru.net)</i>
<b>History</b>	<i>Mrs. J. Toye (ToyeJ@Hwbcymru.net)</i>
<b>Media</b>	<i>Ms D. Jones (JonesD310@Hwbcymru.net)</i>
<b>Music</b>	<i>Mr. D. Leggett (LeggettD1@Hwbcymru.net)</i>
<b>PE</b>	<i>Mr. D. Curnow (CurnowD@Hwbcymru.net)</i>
<b>Religious Studies</b>	<i>Mrs. L. James (JamesL96@Hwbcymru.net)</i>
<b>Welsh</b>	<i>Mrs. L. Evans (EvansL237@Hwbcymru.net)</i>
<b><u>Q+ &amp; ASDAN COPE</u></b>	<i>Ms S. James (JamesS448@Hwbcymru.net)</i>



<div>BEFORE THE WRITTEN EXAMS START</div>						
There's one more week of normal school left until the Easter holidays. Use the grid below to help you plan your revision.						
				Deadlines	Lunchtime Sessions	After School Sessions
PRE-EXAM SCHOOL WEEK	Mon	18/03/2024	A			
	Tue	19/03/2024	A			
	Wed	20/03/2024	A			
	Thu	21/03/2024	A			
	Fri	22/03/2024	A			

***There are two weeks of Easter Holidays - Use the grid below to plan your Easter Revision***

			<i>Morning</i>	<i>Afternoon</i>	<i>Evening</i>
	Sat	23/04/2024			
	Sun	24/03/2024			
<b>EASTER HOLIDAYS</b>	Mon	25/03/2024			
	Tue	26/03/2024			
	Wed	27/03/2024			
	Thu	28/03/2024			
	Fri	29/03/2024			
	Sat	30/03/2024			
	Sun	31/03/2024			
<b>EASTER HOLIDAYS</b>	Mon	01/04/2024			
	Tue	02/04/2024			
	Wed	03/04/2024			
	Thu	04/04/2024			
	Fri	05/04/2024			
	Sat	06/04/2024			
	Sun	07/04/2024			

	After Easter there are four more weeks of normal school until the exams and the written exams start					
				Deadlines	Lunchtime Sessions	After School Sessions
PRE-EXAM SCHOOL WEEK	Mon	08/04/2024	B			
	Tue	09/04/2024	B			
	Wed	10/04/2024	B			
	Thu	11/04/2024	B			
	Fri	12/04/2024	B			
	Sat	13/04/2024				
	Sun	14/04/2024				
PRE-EXAM SCHOOL WEEK	Mon	15/04/2024	A			
	Tue	16/04/2024	A			
	Wed	17/04/2024	A			
	Thu	18/04/2024	A			
	Fri	19/04/2024	A			
	Sat	20/04/2024				
	Sun	21/04/2024				

				Deadlines	Lunchtime Sessions	After School Sessions
PRE-EXAM SCHOOL WEEK	Mon	22/04/2024	B			
	Tue	23/04/2024	B			
	Wed	24/04/2024	B			
	Thu	25/04/2024	B			
	Fri	26/04/2024	B			
	Sat	27/04/2024				
	Sun	28/04/2024				
PRE-EXAM SCHOOL WEEK	Mon	29/04/2024	A			
	Tue	30/04/2024	A			
	Wed	01/05/2024	A			
	Thu	02/05/2024	A			
	Fri	03/05/2024	A			
	Sat	04/05/2024				
	Sun	05/05/2024				
	Mon	06/05/2024			May Bank Holiday	

Y10 Exams Timeline 2024						
EXAM WEEK 1						
			Morning Exam 9am	Afternoon Exam 1.30pm	Revision Plan	
Mon	06/05/2024	B	Bank Holiday			
Tue	07/05/2024	B				
Wed	08/05/2024	B				
Thu	09/05/2024	B	Numeracy Unit 1 (Non Calculator)			
Fri	10/05/2024	B				
Sat	11/05/2024		Morning	Afternoon	Evening	
Sun	12/05/2024					

EXAM WEEK 2						
			Morning Exam 9am	Afternoon Exam 1.30pm	Revision Plan	
Mon	13/05/2024	A	Y10 English Lit Unit 1			
Tue	14/05/2024	A				
Wed	15/05/2024	A				
Thu	16/05/2024	A				
Fri	17/05/2024	A				
Sat	18/05/2024		<u>Morning</u>		<u>Afternoon</u>	<u>Evening</u>
Sun	19/05/2024					



EXAM WEEK 3					
			Morning Exam 9am	Afternoon Exam 1.30pm	Revision Plan
Mon	20/05/2024	B			
Tue	21/05/2024	B			
Wed	22/05/2024	B			
Thu	23/05/2024	B			
Fri	24/05/2024	B			

**Half Term: Sat 25th May - Sun 2nd June**

			Morning	Afternoon	Evening
Sat	25/05/2024				
Sun	26/05/2024				
Mon	27/05/2024				
Tue	28/05/2024				
Wed	29/05/2024				
Thu	30/05/2024				
Fri	31/05/2024				
Sat	01/06/2024				
Sun	02/06/2024				

EXAM WEEK 4						
			Morning Exam 9am	Afternoon Exam 1.30pm	Revision Plan	
Mon	03/06/2024	A	Numeracy Unit 2 (Calculator)			
Tue	04/06/2024	A		History		
Wed	05/06/2024	A				
Thu	06/06/2024	A				
Fri	07/06/2024	A				
Sat	08/06/2024		<u>Morning</u>		<u>Afternoon</u>	<u>Evening</u>
Sun	09/06/2024					

EXAM WEEK 5						
			Morning Exam 9am	Afternoon Exam 1.30pm	Revision Plan	
Mon	10/06/2024	B	Biology			
Tue	11/06/2024	B				
Wed	12/06/2024	B				
Thu	13/06/2024	B	Chemistry			
Fri	14/06/2024	B				
Sat	15/06/2024		<u>Morning</u>		<u>Afternoon</u>	<u>Evening</u>
Sun	16/06/2024					

EXAM WEEK 6						
			Morning Exam 9am	Afternoon Exam 1.30pm	Revision Plan	
Mon	17/06/2024	A	Physics			
Tue	18/06/2024	A				
Wed	19/06/2024	A				
Thu	20/06/2024	A				
Fri	21/06/2024	A				
Sat	22/06/2024		<u>Morning</u>		<u>Afternoon</u>	<u>Evening</u>
Sun	23/06/2024					