



CARDIFF HIGH SCHOOL Y11 GCSE



Exam Guidance, Timetable & Revision Planner Summer 2026

This document has been designed to help you prepare effectively for your exam period.

Contents:

- ✓ *Information about the different types of revision approaches available*
- ✓ *Specific revision strategies & wellbeing advice*
- ✓ *Practical information about how exams are run in Cardiff High*
- ✓ *Reminders about what equipment to bring to each exam*
- ✓ *Expectations about pupil conduct during the exam period*
- ✓ *Official exam rules and expectations used by the exam boards*
- ✓ *A timeline from now until the end of the exams*
- ✓ *Contact details for departments and key support staff*

VERY IMPORTANT !

Please use this document alongside your official exam timetable

If you are unsure of the timing of an exam, make certain you ask about this BEFORE the day of the exam.





Where do I start?

Exams are obviously stressful, and everyone prepares for them in different ways. In an effort to build confidence, reduce anxiety and to support all of you during this important period of your education, CHS offers Year 11 students a flexible and comprehensive programme of support. It is hoped that by adopting this approach, we can meet the needs of all learners.

We will provide extensive opportunities for you to access high quality revision materials and expert guidance at key times, before and during the exam season, through both face to face lessons, revision and study sessions, and also via the use of digital platforms like Google Classroom.

We will help you to plan your revision effectively and support your physical and mental wellbeing so that you can approach the next few months with confidence.

How will it work?



Before the written exams start

Before the written exams start, your teachers will be working with you during lessons to prepare you. Make the most of every lesson by fully focusing and taking part in all activities. At this time there will also be multiple opportunities for you to take advantage of extra revision and exam technique sessions outside of normal school hours. Your subject teachers will let you know when these are. Make sure you take advantage of these opportunities.

Remember—Some practical or oral exams and NEA deadlines also take place during this period.



After the written exams start

Once the written exams start, each day will obviously be different, depending on the subjects you take. You may have an exam just in the morning, just in the afternoon or both, or you may have no exams that day. You need to have a clear plan for each day - where should you be and when and how will you make best use of your time? It's important to think honestly about how you work best.

So, when you don't have an exam, you can study independently at home using the resources made available to you via Google Classroom etc, or you can go to the lesson you would normally have at that time. Some students might be in exams and some might be studying at home, so this will take the form of a study session rather than a normal lesson.

- This means that during this time you can get help from your teacher in that subject or, depending on your exam schedule, you may want to quietly revise for another subject
- You will have access to technology so you can use materials on Google Classroom or other online platforms

Programme Elements


Our revision programme will incorporate the following elements, timetabled to fit in with the exam schedule - think about these when planning your revision strategy

Study Sessions In Lesson Time



During every timetabled Y11 lesson, students can attend their lesson as normal if they do not have an exam. These will run as study sessions where students can get specific help in that subject from their teacher or they can revise quietly for another subject. Students will have access to technology and to high quality revision materials. This provides a clear structure to the day, a calm environment with support on hand and practical resources such as reliable Wi-Fi etc.

Independent Study




There are times when students need to simply have time to work independently and we appreciate that some students favour this approach. The ability to organise their time and to work effectively on their own are also key skills students will need to develop, whatever path they choose to take after these exams are complete. With this in mind, there is the option for pupils to work independently at home if appropriate.

Night Before Webinar & Drop in Sessions

The night before an exam each department will make available a short webinar which will offer very specific advice about exam technique for the paper taking place the next day. There will also be a drop in session from 3.15pm to 4.15pm, so that students can ask specific questions from a subject expert. Many students will have situations where they have two exams in one day. This approach means that, if they wish, students can access both drop in sessions and also watch both webinars the night before their exams at a time that suits them.



Breakfast Last Minute Revision and Q&A Sessions



The time immediately before a big morning exam is particularly stressful. Often students have not slept well, they may not have eaten and might want to check key points, ask specific questions or simply get some reassurance from their teachers. With this in mind, we will arrange for the canteen to be open from 8am.

Pupils can meet their friends and speak to subject specialists and the achievement team in a calm supportive environment anytime in the hour before their morning exam. In addition, we will provide students with free fruit, water and toast for that last minute rehydration and energy boost.

Please note that students will need to bring a clear water bottle if they wish to take water into the exam.



Library Access

The library will also be available for quiet study after school until 4pm



Where do I go?

Timetables & Venues

- ✓ Students have already received their initial exam timetable to allow them to check details and start to plan their revision

Y11 Exam Timetable Checking Exercise



- It is **very** important that you check and understand your exam timetable.
- This is your opportunity to raise any issues
- Don't worry – there is still time to solve any problems
- You can then start to plan your revision programme



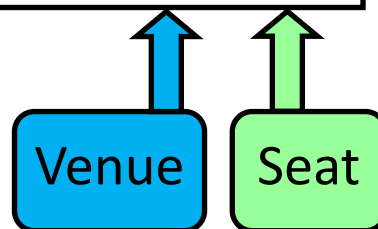
- ✓ Once any entry amendments have been completed, venue and seating arrangements can be made
- ✓ A number of exam venues are used including the Sports Hall, the Learning Hub, Neuadd Celyn and the conference area venues C1, C2 and C3
- ✓ Students will receive a final personalised timetable with venues and seating

Individual Candidate Timetable

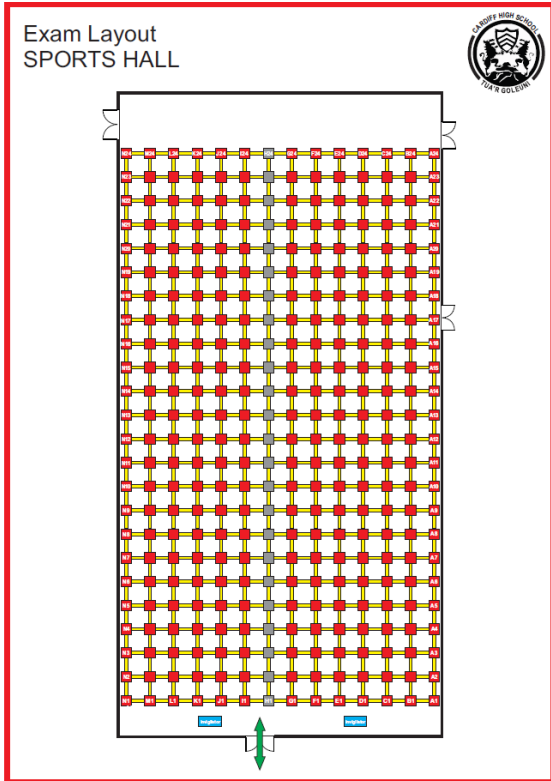
Season : June (Summer) Exams
 Name :
 Candidate Number :

Centre Number : 68729
 Year : 11
 Reg Group : 11P
 ULN :

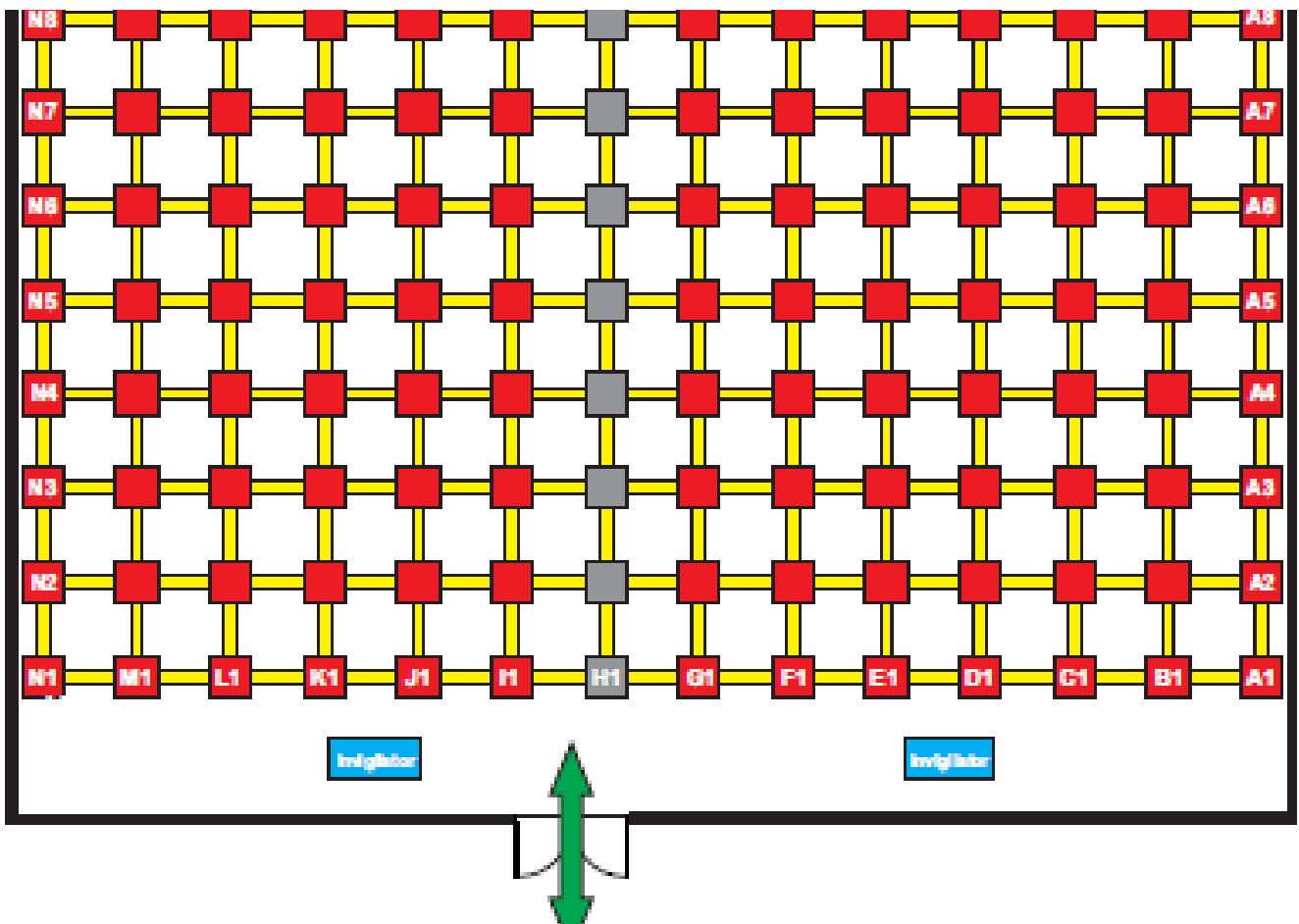
Date	Start Time	Board	Level	Element Code	Element Title	Component Code	Component Title	Duration	Room	Seat
Fri 12 May	9:00AM	WJEC/GCSE	GCSE/B	3020U3	Welsh Second Language Narrative	3020U30-1	Welsh Second Language UNIT3: Written	1h 30m	SPORTS HALL	G9
Tue 16 May	9:00AM	WJEC/GCSE	GCSE/B	3430UD	Science Double Biology 2 Higher	3430UD0-1	Science Double Unit 4 Higher	1h 15m	SPORTS HALL	I4
Tue 16 May	1:30PM	WJEC/GCSE	GCSE/FC	3680QS	Media Studies	3680U10-1	Media Studies Unit 1 Exploring Media	1h 30m	SPORTS HALL	B13
Wed 17 May	1:30PM	WJEC/GCSE	GCSE/FC	3550QS	Physical Education	3550U10-1	PE Unit 1 Intro to PE	2h 00m	Learning Hub	F5
Thu 18 May	1:30PM	WJEC/GCSE	GCSE/FC	3510QS	Business	3510U10-1	Business Unit 1 Business World	2h 00m	SPORTS HALL	E14
Mon 22 May	9:00AM	WJEC/GCSE	GCSE/B	3430UE	Science Double Chemistry 2 Higher	3430UE0-1	Science Double Unit 5 Higher	1h 15m	SPORTS HALL	L11
Mon 22 May	1:30PM	WJEC/GCSE	GCSE/FC	3110QS	Geography	3110U10-1	Geography Unit 1	1h 30m	SPORTS HALL	C4
Tue 23 May	9:00AM	WJEC/GCSE	GCSE/FC	3300PH	Mathematics Higher	3300U50-1	Maths UNIT1 Higher Non-calculator	1h 45m	SPORTS HALL	I14
Wed 24 May	9:00AM	WJEC/GCSE	GCSE/B	3720UB	Englit Heritage Drama & Prose Higher	3720UB0-1	Eng Lit Unit 2A Higher: Written	2h 00m	SPORTS HALL	G9
Wed 24 May	1:30PM	WJEC/GCSE	GCSE/FC	3680QS	Media Studies	3680U20-1	Media Studies UNIT2 Understanding TV	1h 30m	SPORTS HALL	G17
Thu 25 May	9:00AM	WJEC/GCSE	GCSE/B	3430UF	Science Double Physics 2 Higher	3430UF0-1	Science Double Unit 6 Higher	1h 15m	SPORTS HALL	J9
Mon 05 Jun	9:00AM	WJEC/GCSE	GCSE/FC	3700QS	English Language	3700U20-1	English Language Unit 2 Description	2h 00m	SPORTS HALL	G10
Thu 08 Jun	9:00AM	WJEC/GCSE	GCSE/B	3020U4	Welsh Second Language Descriptive	3020U40-1	Welsh Second Language UNIT4: Written	1h 30m	SPORTS HALL	G8
Fri 09 Jun	9:00AM	WJEC/GCSE	GCSE/FC	3110QS	Geography	3110U20-1	Geography Unit 2	1h 30m	SPORTS HALL	C8
Mon 12 Jun	9:00AM	WJEC/GCSE	GCSE/FC	3700QS	English Language	3700U30-1	English Language UNIT3 Argumentation	2h 00m	SPORTS HALL	G8
Mon 12 Jun	1:30PM	WJEC/GCSE	GCSE/FC	3510QS	Business	3510U20-1	Business Unit 2 Business Perceptions	1h 30m	SPORTS HALL	D22
Wed 14 Jun	9:00AM	WJEC/GCSE	GCSE/FC	3300PH	Mathematics Higher	3300U60-1	Maths UNIT2 Higher Calculator	1h 45m	SPORTS HALL	J13





Where do I sit?



- Most Y11 exams will take place in the Sports Hall
- Each column of desks has a letter - A on the right of the hall through to N on the left
- Seats are then numbered from 1 at the front to 24 at the back of the hall
- Your seat number for each exam will be on your timetable and also displayed on the list outside the venue
- Other venues will be arranged in a similar way



Exam ID Cards

	Cardiff High School Student Exam ID Card	
	Anne Example	
	Form:	11H
	Date of Birth:	25/01/2008
	Centre Number	68729
	Candidate Number	1099

- *Each student will be given an exam ID card*
- *Students are required to place their ID card on their desk when they sit down in the hall so that registers can be taken efficiently*
- *This is also a useful way to remind students of their candidate and centre number which is needed to complete the front cover of every exam*
- **Please put your exam ID card in your pencil case so that you remember to bring it to every exam**
- *If you lose your ID card please see someone in the achievement team to get a replacement*



Things To Remember 1

Exams

- Morning exams start at 9am and afternoon exams start at 1.30pm
- You need to be at the exam venue by 8.45am for a morning exam and by 1.15pm for an afternoon exam
- Your timetable tells you the venue and your seat number for each exam
- You will be registered in the exam venue. So, if you are coming from home straight to an exam you can go straight to the venue - no need to sign in at reception
- If you need somewhere to wait before a morning exam, the canteen will be available from 8am
- If you have an afternoon exam, you will need to get lunch early. The canteen will be available for you to purchase sandwiches and snacks during period 4. So, if you have an exam in the afternoon, you can get lunch 12.25pm - 1.10pm so that you can get to your exam venue by 1.15pm

Things to remember for each exam:-

- ✓ Full uniform
- ✓ Your candidate ID card
- ✓ A **black** pen & at least one spare (you must write in black ink)
- ✓ Clear pencil case with pens, pencils, ruler, eraser
- ✓ Compass & protractor for maths exams
- ✓ Calculator for any exams where you might need it. Eg maths, science, geography - ask your subject teacher if you're not sure
- ✓ No phones or watches



Things To Remember 2

Revising in School

- *You must be in full normal Cardiff High uniform when in school for either study sessions or exams*
- *If you are coming in to revise in school, you need to sign in at reception and then go to your normal timetabled lesson room*
- *In study sessions you will have access to IT, but you must bring any paper resources you need. Other year group lessons will be going on as normal so you will not be able to go looking for resources from other classrooms*
- *It's a good idea to bring some headphones if you have them, so you can access video clips and webinars*
- *If in school but not in an exam, **you must go to your lesson**, not any other room or venue. You should not be wandering around the corridors!*
- *The afternoon before an exam you can use the drop in sessions to get answers to any last minute questions. You should also watch the relevant subject webinars which will provide top tips specifically for the exams you are sitting the following day*
- *If you are worried or need some specific support you can still access the KS4 Achievement Team based in middle school office*
- *If you need somewhere quiet to study after school, the library will be available until 4pm*

Exam Rules

Warning to candidates



 AQA	 City & Guilds	 CCEA	 NCFE	 OCR	 Pearson	 WJEC
--	--	---	---	---	--	---



1

You **must** be on time for all your examinations.

2

Possession of a mobile phone or other unauthorised material **is not allowed** even if you do not intend to use it. You will be subject to penalty and possible disqualification from the examination or qualification.

3

You **must not** talk to, attempt to communicate with or disturb other candidates once you have entered the examination room.

4

You **must** follow the instructions of the invigilator.

5

You **must not** sit an examination in the name of another candidate.

6

You **must not** become involved in any unfair or dishonest practice in any part of the examination.

7

If you are confused about anything, only speak to an invigilator.

The *Warning to candidates* must be displayed in a prominent place outside each examination room. This may be a hard copy A3 paper version or an image of the poster projected onto a wall or screen for all candidates to see.

Exam Rules



AQA

City & Guilds

CCEA

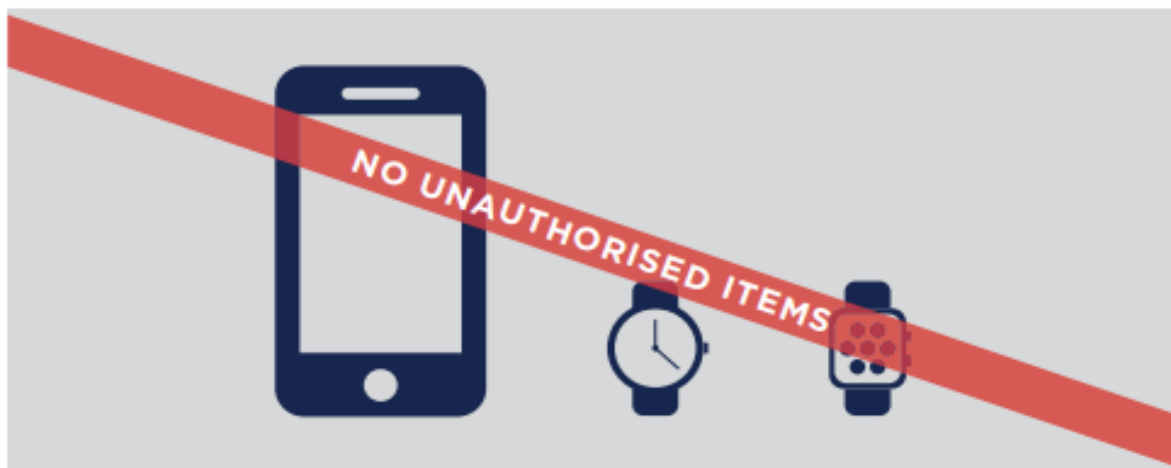
OCR

Pearson

WJEC

NO MOBILE PHONES NO WATCHES

NO POTENTIAL TECHNOLOGICAL/WEB
ENABLED SOURCES OF INFORMATION



Possession of unauthorised items, such as a mobile phone
or any watch, is a serious offence and could result in

DISQUALIFICATION

from your examination and your overall qualification.

This poster must be displayed in a prominent place outside each examination room.

Appendix 5

Information for candidates for written examinations – effective from 1 September 2025

 AQA	 City & Guilds	 CCEA	 NCFE	 OCR	 Pearson	 WJEC
--	--	---	---	---	--	---

This document has been written to help you. Read it carefully and follow the instructions. If there is anything you do not understand, especially which calculator you may use, ask your teacher.

A Regulations – Make sure you understand the rules	
1	Be on time for all your exams. If you are late, your work might not be accepted.
2	Do not become involved in any unfair or dishonest practice during the exam.
3	If you try to cheat or break the rules in any way, you could be disqualified from all your exams.
4	You must not take into the exam room any unauthorised material, including: a) notes; b) earphones or earbuds (e.g. AirPods), mobile phones, MP3/4 players or similar devices, smart devices, smart glasses, tablets (e.g. iPads or iPods); c) a watch. Any pencil cases taken into the exam room must be see-through. Remember: possession of unauthorised material is breaking the rules, even if you do not intend to use it, and you will be subject to sanctions and possible disqualification.
5	Do not use correcting pens, fluid or tape, erasable pens, highlighters or gel pens in your answers.
6	Do not talk to or try to communicate with or disturb other candidates once you have entered the exam room.
7	You must not write inappropriate, obscene or offensive material.
8	If you leave the exam room unaccompanied by an invigilator before the exam has finished, you will not be allowed to return.
9	Do not borrow anything from another candidate during the exam.
B Information – Make sure you attend your exams and bring what you need	
1	Know the dates and times of all your exams. Arrive at least ten minutes before the start of each exam.
2	If you arrive late for an exam, report to the invigilator running the exam.
3	If you arrive more than one hour after the published starting time for the exam, you may not be allowed to take it.
4	Only take into the exam room the pens, pencils, erasers and any other permitted equipment needed for the exam.
5	You must write clearly and in black ink. Coloured pencils or inks may be used for only diagrams, maps, charts, etc., unless the instructions printed on the front of the question paper state otherwise.
C Calculators, dictionaries and computer spellcheckers	
1	You may use a calculator unless you are told otherwise.
2	If you use a calculator: a) make sure it works properly; check that the batteries are working properly; b) clear anything stored in its memory; c) remove any parts such as cases, lids or covers which have printed instructions or formulae; d) do not bring into the exam room any operating instructions or prepared programs.
3	Do not use a dictionary or computer spellchecker unless you are told otherwise.

D Instructions during the exam	
1	Always listen to the invigilator. Always follow their instructions.
2	Tell the invigilator at once if: <ul style="list-style-type: none"> a) you think you have not been given the right question paper or all of the materials listed on the front of the paper; b) the question paper is incomplete or badly printed; c) you think you have not been given the expected access arrangement(s).
3	Read carefully and follow the instructions printed on the question paper and/or on the answer booklet.
4	Do not start writing anything until the invigilator tells you to fill in all the details required on the front of the question paper and/or the answer booklet. Do not open the question paper until you are told that the exam has begun.
5	Remember to write your answers within the designated sections of the answer booklet.
6	Do your rough work on the proper exam stationery. Cross it through and hand it in with your answers. Make sure you add your candidate details to any additional answer sheets that you use, including those used for rough work.
E Advice and assistance	
1	If, on the day of the exam, you feel that your work may be affected by ill health or any other reason, tell the invigilator.
2	Put up your hand during the exam if: <ul style="list-style-type: none"> a) you have a problem and are not sure what you should do; b) you do not feel well; c) you need more paper.
3	You must not ask for, and will not be given, any explanation of the questions.
F At the end of the exam	
1	If you have used more than one answer booklet and/or any supplementary answer sheets, place them in the correct order. Place any loose additional answer sheets inside your answer booklet. Make sure you add your candidate details to any additional answer sheets that you use. For CCEA examinations, any loose additional sheets should be placed behind your script.
2	Do not leave the exam room until told to do so by the invigilator.
3	Do not take any stationery from the exam room. This includes the question paper, answer booklets (used or unused), rough work or any other materials provided for the exam.
This information must be made available to all candidates in advance of their examination(s) for each series. It may be provided electronically to candidates or in hard copy paper format.	

Appendix 6

Information for candidates for on-screen tests – effective from 1 September 2025



 AQA	 City & Guilds	 CCEA	 NCFE	 OCR	 Pearson	 WJEC
--	--	---	---	---	--	---

This document has been written to help you. Read it carefully and follow the instructions. If there is anything you do not understand, ask your teacher.

A Regulations – Make sure you understand the rules	
1	Be on time for your on-screen test(s). If you are late, your work might not be accepted.
2	Do not become involved in any unfair or dishonest practice during the on-screen test.
3	If you try to cheat or break the rules in any way, you could be disqualified from all your exams.
4	Only take into the exam room the materials and equipment which are allowed for that exam.
5	<p>You must not take into the exam room any unauthorised material including:</p> <ul style="list-style-type: none"> a) notes; b) earphones or earbuds (e.g. AirPods), mobile phones, MP3/4 players or similar devices, smart devices, smart glasses, tablets (e.g. iPads or iPods); c) a watch. <p>Unless you are told otherwise, you must not have access to:</p> <ul style="list-style-type: none"> d) AI tools, email, graphics packages or computer aided design software, portable storage media, e.g. floppy disks, CDs, memory sticks, social media sites, spreadsheets or the internet; e) prepared templates. <p>Bringing unauthorised material into the exam room is breaking the rules, whether you intend to use it or not. You will be subject to sanctions and possible disqualification.</p>
6	Do not talk to, try to communicate with or disturb other candidates once you have entered the exam room.
7	If you leave the exam room unaccompanied by an invigilator before the on-screen test has finished, you will not be allowed to return.
8	Do not borrow anything from another candidate during the on-screen test.
B Information – Make sure you attend your on-screen test and bring what you need	
1	Know the date and time of your on-screen test(s). Arrive at least ten minutes before the start of your on-screen test.
2	If you arrive late for an on-screen test, report to the invigilator running the test.
3	If you arrive more than one hour after the published starting time for the on-screen test, you may not be allowed to take it.
4	Your centre will inform you of any equipment which you may need for the on-screen test.

C Calculators, dictionaries and computer spellcheckers	
1	You may use a calculator unless you are told otherwise.
2	If you use a calculator: a) make sure it works properly; check that the batteries are working properly; b) clear anything stored in its memory; c) remove any parts such as cases, lids or covers which have printed instructions or formulae; d) do not bring into the examination room any operating instructions or prepared programs.
3	Do not use a dictionary or computer spellchecker unless you are told otherwise.
D Instructions during the on-screen test	
1	Always listen to the invigilator. Always follow their instructions.
2	Tell the invigilator at once if: a) you have been entered for the wrong on-screen test; b) the on-screen test is in another candidate's name; c) you experience system delays or any other IT issues; d) your access to the on-screen test has not been set up correctly; e) adjustments to the on-screen test have not been made for you, e.g. additional time has not been added, computer reading software or speech recognition software has not been uploaded.
3	You may be given a question paper or the instructions may be on-screen. In either case, read carefully and follow the instructions. Do not open the question paper until you are told that the exam has begun.
E Advice and assistance	
1	If, on the day of the on-screen test, you feel that your work may be affected by ill health or any other reason, tell the invigilator.
2	Put up your hand during the on-screen test if: a) you have a problem with your computer and are not sure what you should do; b) you do not feel well.
3	You must not ask for, and will not be given, any explanation of the questions.
F At the end of the on-screen test	
1	Ensure that the software closes at the end of the on-screen test.
2	If you are required to print off work outside the time allowed for the on-screen test, ensure that you collect your own work. You must not share your work with other candidates. Make sure that another candidate does not collect your printout(s).
3	Do not leave the exam room until told to do so by the invigilator.
4	Do not take any stationery from the exam room. This includes rough work, printouts or any other materials provided for the on-screen test.
This information must be made available to all candidates in advance of their on-screen test(s) for each series. It may be provided electronically to candidates or in hard copy paper format.	



USEFUL CONTACTS



Please do not hesitate to contact us if you have any questions or concerns. If you have not already done so, please sign up for ParentPay to get instant updates of important school information or details about school events.

Y11 Achievement Leader	Mrs. L. Jenkins (JenkinsL62@Hwbcymru.net)
Head of Middle School	Mrs. L. Waters (WatersL67@Hwbcymru.net)
Additional Learning Needs Coordinator	Mrs. M. Dolan (DolanM8@hwbcymru.net)
Assistant Headteacher Wellbeing & Achievement	Mrs. M. Bennett (Bennettm15@Hwbcymru.net)
Headteacher's PA	Miss N. O'Neil (ONeilN6@Hwbcymru.net)
Careers Adviser	Natalie Lewis (Natalie.d.lewis@careerswales.gov.uk)



02920757741



www.cardiffhigh.co.uk



Follow CHS and also individual departments and groups on X. Search for @officialCHS



Google Classroom

Join your subject Google Classrooms for revision materials & advice



Departmental Contacts

English	<i>Ms N. Mason (MasonN37@Hwbcymru.net)</i>
Maths	<i>Mr. J. Nicol (NicolJ@Hwbcymru.net)</i>
Science	<i>Ms. S. Isaac (IsaacS17@Hwbcymru.net)</i>
Biology	<i>Mrs. C. Grennan (GrennanC1@Hwbcymru.net)</i>
Chemistry	<i>Ms C. Williams(WilliamsC3709@Hwbcymru.net)</i>
Physics	<i>Ms. S. Isaac (IsaacS17@Hwbcymru.net)</i>
Art	<i>Mrs. H. Penny (PennyH10@Hwbcymru.net)</i>
Business & Economics	<i>Mr. A. Williams (WilliamsA2108@Hwbcymru.net)</i>
Computer Science	<i>Miss A. Saif (SaifA16@Hwbcymru.net)</i>
Design & Technology	<i>Mr. L. Powell (PowellL356@Hwbcymru.net)</i>
Digital Technology	<i>Mr. G Bills (BillsG1@Hwbcymru.net)</i>
Drama	<i>Mrs. H Todd (ToddH13@Hwbcymru.net)</i>
French	<i>Ms A. Hales (HalesA4@Hwbcymru.net)</i>
Geography	<i>Mrs. S. Evans (SavageS@Hwbcymru.net)</i>
History	<i>Mrs. J. Toye (ToyeJ@Hwbcymru.net)</i>
Media	<i>Mr B. Poole (PooleB4@Hwbcymru.net)</i>
Music	<i>Mr. D. Leggett (LeggettD1@Hwbcymru.net)</i>
PE	<i>Mr. D. Curnow (CurnowD@Hwbcymru.net)</i>
Religious Studies	<i>Mrs. L. James (JamesL96@Hwbcymru.net)</i>
Welsh	<i>Mrs. L. Evans (EvansL237@Hwbcymru.net)</i>

Other Important Dates



CHS Year 11 Prom
Friday June 19th 2026



Results Day
Thursday 20th August 2026

Y11 Exams Timeline Template 2026

			Morning Exam 9am	Afternoon Exam 1.30pm
EXAM WEEK 1				
Fri	08/05/2026	B		Y11 Drama Unit 3 Y11 Economics Unit 1
EXAM WEEK 2				
Mon	11/05/2026	A	Y10 English Lit Unit 1 Re-sit	Y11 Business Unit 1
Tue	12/05/2026	A	Y11 Geography Unit 1	Y11 Science - Biology
Wed	13/05/2026	A	Y11 Welsh Unit 3	Y11 Computer Science Unit 1 Y11 History Unit 1C
Thu	14/05/2026	A	Y11 Maths Unit 1 - Non Calculator	
Fri	15/05/2026	A		
EXAM WEEK 3				
Mon	18/05/2026	B	Y11 Science - Chemistry	Y11 Media Unit 1
Tue	19/05/2026	B	Y11 English Lit Unit 2a	Y11 Computer Science Unit 2
Wed	20/05/2026	B	Y11 French Units 2 & 3	Y11 RS Unit 1b
Thu	21/05/2026	B	Y11 English Language Unit 2	Y11 Business Unit 2
Fri	22/05/2026	B	Y11 Economics Unit 2 Y11 Science - Physics	
Half Term: Sat 23rd May - Sun 31st May				
EXAM WEEK 4				
Mon	01/06/2026	A	Y11 PE Unit 1	Y11 RS Unit 2b
Tue	02/06/2026	A	Y11 Welsh Unit 4	Y11 Media Unit 2
Wed	03/06/2026	A		Y11 Geography Unit 2
Thu	04/06/2026	A		Y11 French Unit 4
Fri	05/06/2026	A	Y11 English Language Unit 3	Y11 Music Unit 3
EXAM WEEK 5				
Mon	08/06/2026	B	Y10 Science Re-sit - Biology	Y11 Digital Tech Unit 1
Tue	09/06/2026	B		Y11 History Unit 3a
Wed	10/06/2026	B	Y11 Maths Unit 2 - Calculator	Y11 D&T Unit 1
Thu	11/06/2026	B		
Fri	12/06/2026	B	Y10 Science Re-sit - Chemistry	
EXAM WEEK 6				
Mon	15/06/2026	A	Y10 Science Re-sit - Physics	
Tue	16/06/2026	A	Y11 Additional Maths	

Exams Timeline Template 2026

			Morning Exam 9am	Afternoon Exam 1.30pm
			EXAM WEEK 1	
Fri	08/05/2026	B		
			EXAM WEEK 2	
Mon	11/05/2026	A		
Tue	12/05/2026	A		
Wed	13/05/2026	A		
Thu	14/05/2026	A		
Fri	15/05/2026	A		
			EXAM WEEK 3	
Mon	18/05/2026	B		
Tue	19/05/2026	B		
Wed	20/05/2026	B		
Thu	21/05/2026	B		
Fri	22/05/2026	B		
Half Term: Sat 23rd May - Sun 31st May				
			EXAM WEEK 4	
Mon	01/06/2026	A		
Tue	02/06/2026	A		
Wed	03/06/2026	A		
Thu	04/06/2026	A		
Fri	05/06/2026	A		
			EXAM WEEK 5	
Mon	08/06/2026	B		
Tue	09/06/2026	B		
Wed	10/06/2026	B		
Thu	11/06/2026	B		
Fri	12/06/2026	B		
			EXAM WEEK 6	
Mon	15/06/2026	A		
Tue	16/06/2026	A		

BEFORE THE WRITTEN EXAMS START

*There are two weeks of normal school left until the Easter holidays. Lots of revision will be taking place during your lessons, in lunchtime and after school revision sessions. There are some NEA deadlines, practical & oral exams also taking place during this time.
Use the grid below to help you plan.*

<i>Date</i>				<i>Deadlines and Exams</i>	<i>Lunchtime Sessions</i>	<i>After School Sessions</i>
PRE-EXAM SCHOOL WEEK	Mon	16/03/2026	A			
	Tue	17/03/2026	A	Welsh Orals		
	Wed	18/03/2026	A	Welsh Orals		
	Thu	19/03/2026	A	Welsh Orals		
	Fri	20/03/2026	A			
	Sat	21/03/2026				
	Sun	22/03/2026				
PRE-EXAM SCHOOL WEEK	Mon	23/03/2026	B	Music Practical Exam		
	Tue	24/03/2026	B	Drama Practical Exam		
	Wed	25/03/2026	B	Art Exam		
	Thu	26/03/2026	B	Art Exam		
	Fri	27/03/2026	B	D&T NEA Deadline		

There are two weeks of Easter Holidays - Use the grid below to plan your Easter revision

			<i>Morning</i>	<i>Afternoon</i>	<i>Evening</i>
	Sat	28/03/2026			
	Sun	29/03/2026			
EASTER HOLIDAYS	Mon	30/03/2026			
	Tue	31/03/2026			
	Wed	01/04/2026			
	Thu	02/04/2026			
	Fri	03/04/2026			
	Sat	04/04/2026			
	Sun	05/04/2026			
EASTER HOLIDAYS	Mon	06/04/2026			
	Tue	07/04/2026			
	Wed	08/04/2026			
	Thu	09/04/2026			
	Fri	10/04/2026			
	Sat	11/04/2026			
	Sun	12/04/2026			

After Easter there are three more weeks of normal school until the exams weeks start

				<i>Deadlines and Exams</i>	<i>Lunchtime Sessions</i>	<i>After School Sessions</i>
PRE-EXAM SCHOOL WEEK	Mon	13/04/2026	A			
	Tue	14/04/2026	A			
	Wed	15/04/2026	A			
	Thu	16/04/2026	A			
	Fri	17/04/2026	A			
	Sat	18/04/2026				
	Sun	19/05/2026				
PRE-EXAM SCHOOL WEEK	Mon	20/04/2026	B			
	Tue	21/04/2026	B			
	Wed	22/04/2026	B			
	Thu	23/04/2026	B			
	Fri	24/04/2026	B	French Orals		
	Sat	25/04/2026				
	Sun	26/05/2026				
PRE-EXAM SCHOOL WEEK	Mon	27/04/2026	A	French Orals		
	Tue	28/04/2026	A	French Orals		
	Wed	29/04/2026	A	French Orals		
	Thu	30/04/2026	A	French Orals		
	Fri	01/05/2026	A	LAST DAY OF NORMAL SCHOOL		

WRITTEN EXAM WEEK 1

During the Normal School Day - School continues as normal. When you do not have an exam, you can either be revising at home or you can go to your normal lesson for that period. You must not go to any other room. In that lesson, you can get help with that subject from your teacher, or you can revise for another subject. You should bring revision material with you. You will have access to Chrome books in each classroom so you can access digital revision material for every subject. (If you have them, please bring in headphones so you can hear video clips and webinars etc)

After School - Preparing for the next day's exams - Watch the subject specific webinars produced by each department for top tips on how to prepare for the next day's exams. You can also call in to the department to get help between 3.15 and 4.15pm.

			Exams			School Day Normal Timetable					After School
			Breakfast & Subject Support Canteen from 8am	MORNING EXAM 9am	AFTERNOON EXAM 1.30pm	P1 9 - 10am	P2 10 - 11am	P3 11.25 -12.25pm	P4 12.25-1.25pm	LUNCH 1.25 - 2.10pm	P5 2.10-3.10pm
Monday	4th May	B	May Bank Holiday								
Tuesday	5th May	B				Option B	Option A	Science	Maths		HJKL - RP PRST - English
Wednesday	6th May	B				Option D	HJKL - Maths PRST - English	Science	Option C		HJKL - English PRST - Maths
Thursday	7th May	B				Science	Option C	Option B	HJKL - English PRST - RP		Option A Drama & Economics
Friday	8th May	B			DRAMA - UNIT 3 1 Hr 30 ECONOMICS UNIT 1 1Hr 30	Option C	Option A	HJKL - English PRST - Maths	Option D		HJKL - Maths PRST - English Business
Sat	9th May										
Sun	10th May										

WRITTEN EXAM WEEK 2

During the Normal School Day - School continues as normal. When you do not have an exam, you can either be revising at home or you can go to your normal lesson for that period. You must not go to any other room. In that lesson, you can get help with that subject from your teacher, or you can revise for another subject. You should bring revision material with you. You will have access to Chrome books in each classroom so you can access digital revision material for every subject. (If you have them, please bring in headphones so you can hear video clips and webinars etc)

After School - Preparing for the next day's exams - Watch the subject specific webinars produced by each department for top tips on how to prepare for the next day's exams. You can also call in to the department to get help between 3.15 and 4.15pm.

			<u>Exams</u>			<u>School Day Normal Timetable</u>					<u>After School</u>	
			Breakfast & Subject Support Canteen from 8am	MORNING EXAM 9am	AFTERNOON EXAM 1.30pm	P1 9 - 10am	P2 10 - 11am	P3 11.25 -12.25pm	P4 12.25-1.25pm	LUNCH 1.25 - 2.10pm	P5 2.10-3.10pm	WEBINARS AVAILABLE LAST MINUTE DROP IN SESSIONS 3.15 - 4.15PM
Monday	11th May	A	English	ENGLISH LIT UNIT 1 Re-Sit 2 Hrs	BUSINESS UNIT 1 2 Hrs	HJKL Maths PRST English	HJKL English PRST Maths	Science	Option C		Option B	Geography & Biology
Tuesday	12th May	A	Geography	GEOGRAPHY UNIT 1 1 Hr 30	BIOLOGY Double 1 Hr 15 Triple 1 Hr 45	HJKL Maths PRST English	HJKL English PRST Maths	HJKL Games TS - G19 HUL - F26 OW -F10 RJ - F35 PRST - Welsh	PRST Games TS - G19 DCU - F26 RJ - F35 OW - F10 HJKL - Welsh		Science	Welsh & Computer Science & History
Wednesday	13th May	A	Welsh	WELSH UNIT 3 1 Hr 30	COMPUTER SCIENCE UNIT 1 - 1 Hr HISTORY UNIT 1c - 1 Hr	HJKL Maths PRST English	Option D	HJKL Welsh PRST English	Option B		Science	Maths
Thursday	14th May	A	Maths	MATHS UNIT 1 - Non Calc Foundation - 1 Hr 30 Int & H - 1Hr 45		Option C	Option A	HJKL English PRST Welsh	Option D		Science	Chemistry
Friday	15th May	A				Option A	Science	HJKL Maths PRST English	Option B		Option D	
Sat	16th May											
Sun	17th May											

WRITTEN EXAM WEEK 3

During the Normal School Day - School continues as normal. When you do not have an exam, you can either be revising at home or you can go to your normal lesson for that period. You must not go to any other room. In that lesson, you can get help with that subject from your teacher, or you can revise for another subject. You should bring revision material with you. You will have access to Chrome books in each classroom so you can access digital revision material for every subject. (if you have them, please bring in headphones so you can hear video clips and webinars etc)

After School - Preparing for the next day's exams - Watch the subject specific webinars produced by each department for top tips on how to prepare for the next day's exams. You can also call in to the department to get help between 3.15 and 4.15pm.

			<u>Exams</u>			<u>School Day Normal Timetable</u>					<u>After School</u>	
			Breakfast & Subject Support Canteen from 8am	MORNING EXAM 9am	AFTERNOON EXAM 1.30pm	P1 9 - 10am	P2 10 - 11am	P3 11.25 -12.25pm	P4 12.25-1.25pm	LUNCH 1.25 - 2.10pm	P5 2.10-3.10pm	WEBINARS AVAILABLE LAST MINUTE DROP IN SESSIONS 3.15 - 4.15PM
Monday	18th May	B	Chemistry	CHEMISTRY Double 1 Hr 15 Triple 1 Hr 45	MEDIA UNIT 1 1 Hr 30	HJKL Maths PRST English	HJKL - English PRST - Maths	HJKL Welsh PRST Games TS - G10 DCU - G12 OW - F10 RJ - F35	PRST Welsh HJKL Games TS - G10 HUL - F26 OW - F11 RJ - F35		Science	English Lit & Computer Science
Tuesday	19th May	B	English Lit	ENGLISH LIT UNIT 2a 2 Hrs	COMPUTER SCIENCE UNIT 2 2 Hrs	Option B	Option A	Science	Maths		HJKL - RP PRST - English	French & RS
Wednesday	20th May	B	French	FRENCH UNITS 2&3 F - 1 Hr 35 H - 2 Hrs	RELIGIOUS STUDIES UNIT 1b 2 HRS	Option D	HJKL - Maths PRST - English	Science	Option C		HJKL - English PRST - Maths	English & Business
Thursday	21st May	B	English	ENGLISH LANG UNIT 2 2 Hrs	BUSINESS UNIT 2 1 Hr 30	Science	Option C	Option B	HJKL - English PRST - RP		Option A	Physics & Economics
Friday	22nd May	B	Physics	PHYSICS Double 1 Hr 15 Triple 1 Hr 45 ECONOMICS UNIT 2 - 1 Hr 30		Option C	Option A	HJKL - English PRST - Maths	Option D		HJKL - Maths PRST - English	

HALF TERM

Use the grid below to plan your half term revision. Make sure you build in some rest and recreation.

		MORNING	AFTERNOON	EVENING
Saturday	23rd May			
Sunday	24th May			
Monday	25th May			
Tuesday	26th May			
Wednesday	27th May			
Thursday	28th May			
Friday	29th May			
Saturday	30th May			
Sunday	31st May			

WRITTEN EXAM WEEK 5

During the Normal School Day - School continues as normal. When you do not have an exam, you can either be revising at home or you can go to your normal lesson for that period. You must not go to any other room. In that lesson, you can get help with that subject from your teacher, or you can revise for another subject. You should bring revision material with you. You will have access to Chrome books in each classroom so you can access digital revision material for every subject. (If you have them, please bring in headphones so you can hear video clips and webinars etc)

After School - Preparing for the next day's exams - Watch the subject specific webinars produced by each department for top tips on how to prepare for the next day's exams. You can also call in to the department to get help between 3.15 and 4.15pm.

			Exams			School Day Normal Timetable					After School	
			Breakfast & Subject Support Canteen from 8am	MORNING EXAM 9am	AFTERNOON EXAM 1.30pm	P1 9 - 10am	P2 10 - 11am	P3 11.25 -12.25pm	P4 12.25-1.25pm	LUNCH 1.25 - 2.10pm	P5 2.10-3.10pm	WEBINARS AVAILABLE LAST MINUTE DROP IN SESSIONS 3.15 - 4.15PM
Monday	8th June	B	Biology	BIOLOGY Y10 RE-SIT Double 1 Hr 15 Triple 1 Hr 45	DIGITAL TECH UNIT 1 1 Hr 30	HJKL Maths PRST English	HJKL - English PRST - Maths	HJKL Welsh PRST Games TS - G10 DCU - G12 OW - F10 RJ - F35	PRST Welsh HJKL Games TS - G10 HUL - F26 OW - F11 RJ - F35		Science	History
Tuesday	9th June	B			HISTORY UNIT 3a 1 Hr 15	Option B	Option A	Science	Maths		HJKL - RP PRST - English	Maths
Wednesday	10th June	B	Maths	MATHS UNIT 2 - Calc Found 1 Hr 30 Int & Higher 1Hr 45	D&T UNIT 1 2 Hrs	Option D	HJKL - Maths PRST - English	Science	Option C		HJKL - English PRST - Maths	
Thursday	11th June	B				Science	Option C	Option B	HJKL - English PRST - RP		Option A	
Friday	12th June	B	Chemistry	CHEMISTRY Y10 RE-SIT Double 1 Hr 15 Triple 1 Hr 45		Option C	Option A	HJKL - English PRST - Maths	Option D		HJKL - Maths PRST - English	
Sat	13th June											
Sun	14th June											

WRITTEN EXAM WEEK 6

During the Normal School Day - School continues as normal. When you do not have an exam, you can either be revising at home or you can go to your normal lesson for that period. You must not go to any other room. In that lesson, you can get help with that subject from your teacher, or you can revise for another subject. You should bring revision material with you. You will have access to Chrome books in each classroom so you can access digital revision material for every subject. (if you have them, please bring in headphones so you can hear video clips and webinars etc)

After School - Preparing for the next day's exams - Watch the subject specific webinars produced by each department for top tips on how to prepare for the next day's exams. You can also call in to the department to get help between 3.15 and 4.15pm.

			<u>Exams</u>			<u>Specific subject study sessions in remaining exam subjects</u>						
			Breakfast & Subject Support Canteen from 8am	MORNING EXAM 9am	AFTERNOON EXAM 1.30pm	P1 9 - 10am	P2 10 - 11am	P3 11.25 -12.25pm	P4 12.25-1.25pm	LUNCH 1.25 - 2.10pm	P5 2.10-3.10pm	WEBINARS AVAILABLE LAST MINUTE DROP IN SESSIONS 3.15 - 4.15PM
Monday	15th June	A	<i>Physics</i>	<u>PHYSICS Y10 RE-SIT</u> Double 1 Hr 15 Triple 1 Hr 45		HJKL Maths PRST English	HJKL English PRST Maths	Science	Option C		Option B	<i>Additional Maths</i>
Tuesday	16th June	A	<i>Additional Maths</i>	<u>ADDITIONAL MATHS</u> 2 Hrs 30		HJKL Maths PRST English	HJKL English PRST Maths	HJKL Games TS - G19 HUL - F26 OW -F10 RJ - F35 PRST - Welsh	PRST Games TS - G19 DCU - F26 RJ - F35 OW - F10 HJKL - Welsh		Science	
Wednesday	24th June		<i>Contingency Examination Sessions</i> <i>The contingency slots are to be used in the event of national or significant local disruption to exams in the United Kingdom. This is part of the awarding bodies' standard contingency planning for exams. For the Summer 2026 exams, the awarding bodies have designated Wednesday 24th June.</i>									

WRITTEN EXAM WEEK 1

During the Normal School Day - School continues as normal. When you do not have an exam, you can either be revising at home or you can go to your normal lesson for that period. You must not go to any other room. In that lesson, you can get help with that subject from your teacher, or you can revise for another subject. You should bring revision material with you. You will have access to Chrome books in each classroom so you can access digital revision material for every subject. (If you have them, please bring in headphones so you can hear video clips and webinars etc)

After School - Preparing for the next day's exams - Watch the subject specific webinars produced by each department for top tips on how to prepare for the next day's exams. You can also call in to the department to get help between 3.15 and 4.15pm.

			Exams			School Day Normal Timetable					After School
			Breakfast & Subject Support Canteen from 8am	MORNING EXAM 9am	AFTERNOON EXAM 1.30pm	P1 9 - 10am	P2 10 - 11am	P3 11.25 -12.25pm	P4 12.25-1.25pm	LUNCH 1.25 - 2.10pm	P5 2.10-3.10pm
Monday	4th May	B	May Bank Holiday								
Tuesday	5th May	B									
Wednesday	6th May	B									
Thursday	7th May	B									
Friday	8th May	B									
Sat	9th May										
Sun	10th May										

WRITTEN EXAM WEEK 2

During the Normal School Day - School continues as normal. When you do not have an exam, you can either be revising at home or you can go to your normal lesson for that period. You must not go to any other room. In that lesson, you can get help with that subject from your teacher, or you can revise for another subject. You should bring revision material with you. You will have access to Chrome books in each classroom so you can access digital revision material for every subject. (If you have them, please bring in headphones so you can hear video clips and webinars etc)

After School - Preparing for the next day's exams - Watch the subject specific webinars produced by each department for top tips on how to prepare for the next day's exams. You can also call in to the department to get help between 3.15 and 4.15pm.

			<u>Exams</u>		<u>School Day Normal Timetable</u>					<u>After School</u>	
			Breakfast & Subject Support Canteen from 8am	MORNING EXAM 9am	AFTERNOON EXAM 1.30pm	P1 9 - 10am	P2 10 - 11am	P3 11.25 -12.25pm	P4 12.25-1.25pm	LUNCH 1.25 - 2.10pm	P5 2.10-3.10pm
Monday	11th May	A									
Tuesday	12th May	A									
Wednesday	13th May	A									
Thursday	14th May	A									
Friday	15th May	A									
Sat	16th May										
Sun	17th May										

HALF TERM

Use the grid below to plan your half term revision. Make sure you build in some rest and recreation.

		MORNING	AFTERNOON	EVENING
Saturday	23rd May			
Sunday	24th May			
Monday	25th May			
Tuesday	26th May			
Wednesday	27th May			
Thursday	28th May			
Friday	29th May			
Saturday	30th May			
Sunday	31st May			

WRITTEN EXAM WEEK 4

During the Normal School Day - School continues as normal. When you do not have an exam, you can either be revising at home or you can go to your normal lesson for that period. You must not go to any other room. In that lesson, you can get help with that subject from your teacher, or you can revise for another subject. You should bring revision material with you. You will have access to Chrome books in each classroom so you can access digital revision material for every subject. (if you have them, please bring in headphones so you can hear video clips and webinars etc)

After School - Preparing for the next day's exams - Watch the subject specific webinars produced by each department for top tips on how to prepare for the next day's exams. You can also call in to the department to get help between 3.15 and 4.15pm.

			<u>Exams</u>			<u>School Day Normal Timetable</u>					<u>After School</u>
			Breakfast & Subject Support Canteen from 8am	MORNING EXAM 9am	AFTERNOON EXAM 1.30pm	P1 9 - 10am	P2 10 - 11am	P3 11.25 -12.25pm	P4 12.25-1.25pm	LUNCH 1.25 - 2.10pm	P5 2.10-3.10pm
Monday	1st June	A									
Tuesday	2nd June	A									
Wednesday	3rd June	A									
Thursday	4th June	A									
Friday	5th June	A									
Sat	6th June										
Sun	7th June										

WRITTEN EXAM WEEK 5

During the Normal School Day - School continues as normal. When you do not have an exam, you can either be revising at home or you can go to your normal lesson for that period. You must not go to any other room. In that lesson, you can get help with that subject from your teacher, or you can revise for another subject. You should bring revision material with you. You will have access to Chrome books in each classroom so you can access digital revision material for every subject. (If you have them, please bring in headphones so you can hear video clips and webinars etc)

After School - Preparing for the next day's exams - Watch the subject specific webinars produced by each department for top tips on how to prepare for the next day's exams. You can also call in to the department to get help between 3.15 and 4.15pm.

			<u>Exams</u>			<u>School Day Normal Timetable</u>					<u>After School</u>
			Breakfast & Subject Support Canteen from 8am	MORNING EXAM 9am	AFTERNOON EXAM 1.30pm	P1 9 - 10am	P2 10 - 11am	P3 11.25 -12.25pm	P4 12.25-1.25pm	LUNCH 1.25 - 2.10pm	P5 2.10-3.10pm
Monday	8th June	B									
Tuesday	9th June	B									
Wednesday	10th June	B									
Thursday	11th June	B									
Friday	12th June	B									
Sat	13th June										
Sun	14th June										

WRITTEN EXAM WEEK 6

During the Normal School Day - School continues as normal. When you do not have an exam, you can either be revising at home or you can go to your normal lesson for that period. You must not go to any other room. In that lesson, you can get help with that subject from your teacher, or you can revise for another subject. You should bring revision material with you. You will have access to Chrome books in each classroom so you can access digital revision material for every subject. (if you have them, please bring in headphones so you can hear video clips and webinars etc)

After School - Preparing for the next day's exams - Watch the subject specific webinars produced by each department for top tips on how to prepare for the next day's exams. You can also call in to the department to get help between 3.15 and 4.15pm.

			Exams			Specific subject study sessions in remaining exam subjects					WEBINARS AVAILABLE LAST MINUTE DROP IN SESSIONS 3.15 - 4.15PM
			Breakfast & Subject Support Canteen from 8am	MORNING EXAM 9am	AFTERNOON EXAM 1.30pm	P1 9 - 10am	P2 10 - 11am	P3 11.25 -12.25pm	P4 12.25-1.25pm	LUNCH 1.25 - 2.10pm	
Monday	15th June	A									
Tuesday	16th June	A									
Wednesday	24th June		Contingency Examination Sessions <i>The contingency slots are to be used in the event of national or significant local disruption to exams in the United Kingdom. This is part of the awarding bodies' standard contingency planning for exams. For the Summer 2026 exams, the awarding bodies have designated Wednesday 24th June.</i>								